

CPD50L1

4-wheel Li-ion Counterbalance forklift 5000kg

EP
Let's grow together



- High ground clearance and big tires perfect for handling and traction in every environment
- Overhead guard height (h6) = 2250mm and dedicated mast for loading in containers
- Shorter l2 and smaller turning radius providing maneuverability in confined spaces
- Improved travel speed maximizing transport efficiency
- Great ergonomic design with spacious legroom, adjustable steering wheel and comfortable bucket seat
- 80V Li-Ion battery grant efficiency, long autonomy and opportunity charging
- Joystick option available for fatigue-free operation
- Multi battery chargers fulfilling different needs




Manufacturer			EP
Model designation			CPD50L1
Drive			Electric
Load capacity	Q	kg	5000
Load center distance	c	mm	500
Service weight		kg	7000
Height, mast lowered	h1	mm	2230
Lift height	h3	mm	3000
Height, mast extended	h4	mm	4175
Length to face of forks	l2	mm	2900
Overall width	b1/b2	mm	1550
Fork dimensions	s/e/l	mm	55x150x1070
Turning radius	Wa	mm	2675
Travel speed, laden/unladen		km/h	16/18
Lifting speed, laden/unladen		m/s	0.3/0.46
Lowering speed, laden/unladen		m/s	0.45/0.51
Max. gradeability, laden/unladen		%	15/20
Drive motor rating S2 60 min		kW	18
Battery voltage/nominal capacity		V/Ah	80/560

FEATURE

New appearance combining both practical and aesthetics design

The new design of the CPD50L1 reflects both practicality and beauty. The internal lay-out has been optimized, resulting in shorter L2 of 2900mm and a tighter turning radius of 2675mm. The compact size makes it easy to maneuver in confined spaces.

The bolted overhead guard offers maximum flexibility for retrofit or replacement and the height of 2250mm combined with triplex 4,5 meters elevation allows for goods transportation in standard containers.



Different lithium battery capacity options to meet different needs

The CPD50L1 offers two lithium battery options, 80V/560Ah and 80V/690Ah, to meet regular and intensive applications. It is designed around the advantages of lithium technology - opportunity charging, zero maintenance, zero carbon emissions and zero gas emissions during charging, which contributes to convenient and sustainable operation. The practical IP65 external plug provide charging convenience without the need to open the cover.



■ Fast travel speed for maximum efficiency

Compared to the classic CPD50F8, the travel speed of the CPD50L1 is improved to 16/18km/h, speeding up warehouse turnover and increase transport efficiency.



■ Joystick option for fatigue-free operation

The CPD50L1 can be fitted with hydraulic joystick controls instead of mechanical levers. Positioned at the end of the armrest, fingertip operation is possible, improving the operator ergonomics with the following controls: all fork hydraulic control including the 4th way, driving direction (F-N-B), horn, emergency stop button.



■ Market-proven components and optimized lay-out

The CPD50L1 inherits mature components, such as drive unit, motors, controllers and mast, ensuring great reliability. The box girder structure is more rigid granting higher stability and the new hydraulic pump makes the lifting operation more precise and quiet.



■ Ergonomic seat for a comfortable experience

The seat height (h7) is 1208mm from the ground, lower in its category. This makes it easy for the driver to get in and out.

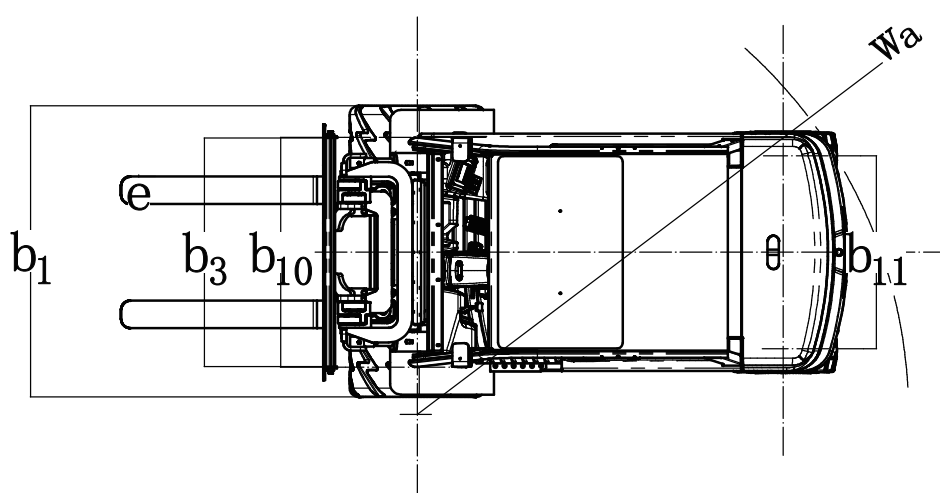
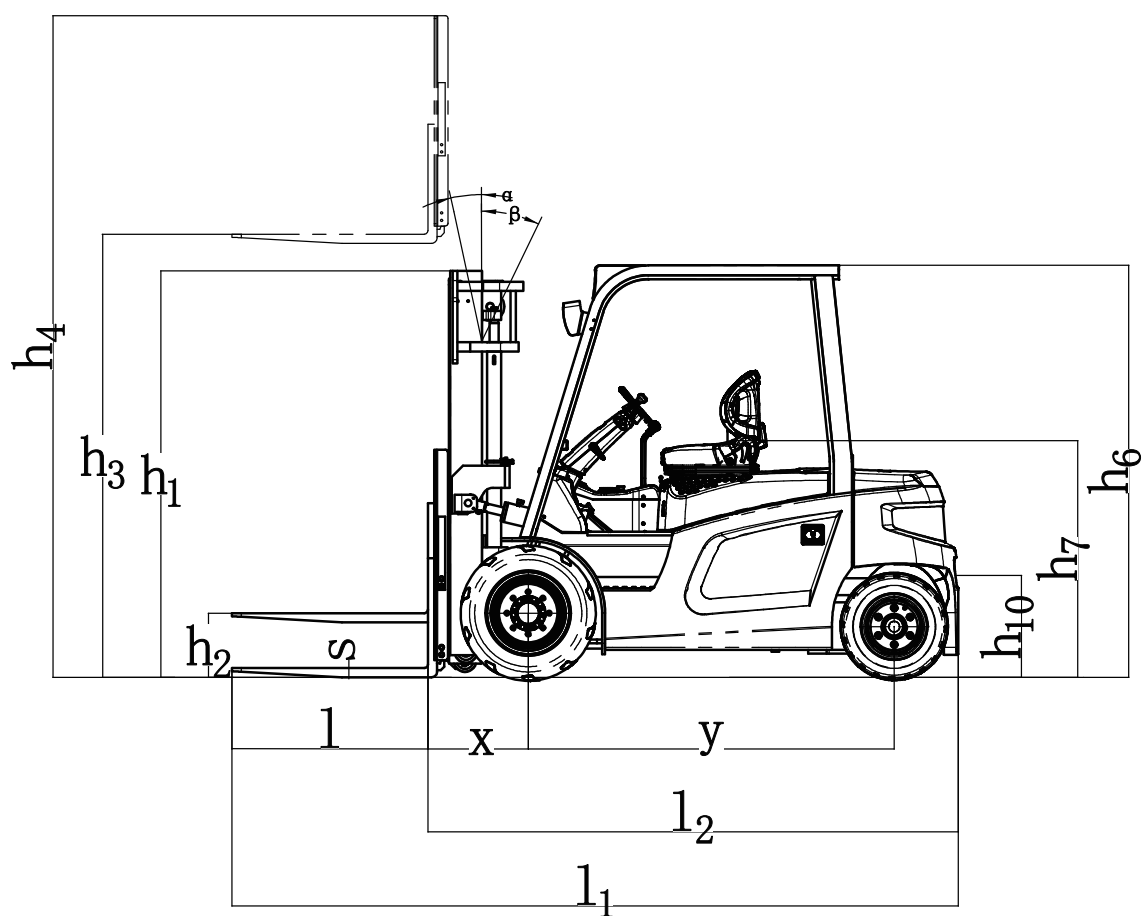


4-wheel Li-ion Counterbalance forklift 5000kg

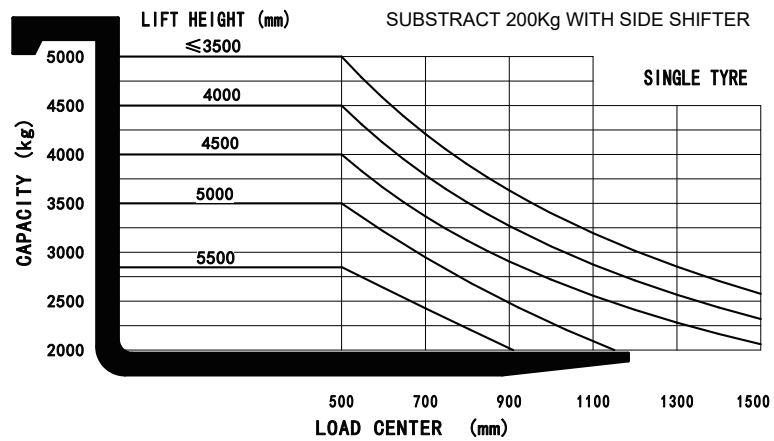
CPD50L1

Distinguishing mark	1.1	Manufacturer			EP
	1.2	Model designation			CPD50L1
	1.3	Drive			Electric
	1.4	Operator type			Seated
	1.5	Load capacity	Q	kg	5000
	1.6	Load center distance	c	mm	500
	1.8	Load distance, centre of drive axle to fork	x	mm	548
	1.9	Wheelbase	y	mm	2000
Service weight	2.1	Service weight		kg	7000
	2.2	Axle loading, laden front/rear		kg	10840/1160
	2.3	Axle loading, unladen front/rear		kg	3220/3780
Tyres/chassis	3.1	Tyre type			Solidrubber
	3.2	Tyre size, front			28x12.5-15
	3.3	Tyre size, rear			23X10-12
	3.5	Wheels, number front/rear (x=drive wheels)		mm	2x/2
	3.6	Tread width, front	b ₁₀	mm	1262
	3.7	Tread width, rear	b ₁₁	mm	1085
Dimensions	4.1	Tilt of mast/fork carriage forward/backward	α/β	°	6/ 10
	4.2	Retracted mast height	h ₁	mm	2230
	4.3	Free lift	h ₂	mm	150
	4.4	Lift height	h ₃	mm	3000
	4.5	Height, mast extended	h ₄	mm	4175
	4.7	Height of overhead guard (cabin)	h ₆	mm	2250
	4.8	Seat height/standing height	h ₇	mm	1208
	4.12	Tow coupling height	h ₁₀	mm	555
	4.19	Overall length	l ₁	mm	3970
	4.20	Length to face of forks	l ₂	mm	2900
	4.21	Overall width	b ₁ /b ₂	mm	1550
	4.22	Fork dimensions	s×e×l	mm	55X150X1070
	4.23	A,B Fork carriage class/type A, B			3A
	4.24	Fork carriage width	b ₃	mm	1250
	4.31	Ground clearance, laden, below mast	m ₁	mm	130
	4.32	Ground clearance, center of wheelbase	m ₂	mm	150
	4.34.1	Aisle width for pallets 1000×1200 crossways	Ast	mm	4440
	4.34.2	Aisle width for pallets 800×1200 lengthways	Ast	mm	4640
	4.35	Turning radius	Wa	mm	2675
Performance data	5.1	Travel speed, laden/unladen		km/h	16/18
	5.2	Lifting speed, laden/unladen		m/s	0.3/0.46
	5.3	Lowering speed, laden/unladen		m/s	0.45/ 0.51
	5.6	Max. drawbar pull, laden/unladen		N	26000
	5.8	Max. gradeability, laden/unladen		%	15/20
	5.10	Service brake			Hydraulic/Mechanical
Electric-engine	5.11	Parking brake			Mechanical
	6.1	Drive motor rating S2 60 min		kW	18
	6.2	Lift motor rating at S3 15%		kW	25.4
	6.4	Battery voltage/nominal capacity		V/Ah	80/560
	6.5	Battery weight		kg	396
Addition data	8.1	Type of drive control			AC
	10.5	Steering design			—
	10.7	Sound pressure level at the driver's ear		dB(A)	70

If there are improvements of technical parameters or configurations, no further notice will be given.
The diagram shown may contain non-standard configurations.



CAPACITY CHART



Mast Option

	Mast type	Lift height (h3)	Height, Mast			Height,Free lift(h2)		Load distance centre of drive axle to fork X	Tilt of mast/fork carriage forward/backward		Load capacity
			Height, mast lowered(h1)	Height, Mast		No backrest	With backrest		α	β	500mm Load center distance
				No backrest	With backrest						Single tyre
								5.0t			
2-standard mast	2W300	3000	2233	4175	3770	145	145	565	6	10	5000
	2W330	3300	2383	4475	4070	145	145	565	6	10	5000
	2W350	3500	2483	4675	4270	145	145	565	6	10	5000
	2W370	3700	2583	4875	4470	145	145	565	6	10	4800
	2W400	4000	2783	5175	4770	145	145	565	6	6	4750
	2W425	4250	2908	5425	5020	145	145	565	6	6	4250
2-free mast	2W450	4500	3033	5675	5270	145	145	565	6	6	4000
	2F271	2710	2200	3885	3480	1055	1355	565	6	10	5000
	2F300	3000	2345	4175	3770	1200	1500	565	6	10	5000
	2F330	3300	2495	4475	4070	1350	1650	565	6	10	5000
	2F350	3500	2595	4675	4270	1450	1750	565	6	10	5000
3-free mast	3F400	4000	2080	4780	5200	1230	900	578	6	6	4500
	3F435	4350	2195	5130	5550	1345	1015	578	6	6	4250
	3F450	4500	2245	5280	5700	1395	1065	578	6	6	4000
	3F470	4700	2310	5480	5900	1460	1130	578	6	6	3750
	3F500	5000	2460	5780	6200	1610	1280	578	6	6	3500
	3F550	5500	2680	6280	6700	1830	1500	578	3	6	2850
	3F600	6000	2845	6780	7200	1995	1665	578	3	6	2200

Option

No.	Optional items	CPD50L1
1.1	Fork dimension	○150*55*1070○150*55*1220○150*55*1370○150*55*1520○150*55*1670○150*55*1820
1.4	Fork carriage width	●1250mm○Yes and can be customized
1.5	Fork carriage height	●1200mm○Yes and can be customized
2.5	Front wheel material	●Solid○Non-marking solid
2.6	Rear wheel material	●Solid○Non-marking solid
2.7	Battery capacity	●80V560AH○80V690AH
2.8	Charger	○80V150A●80V200A
2.9	Battery indicator	●With time
2.10	Seat type	●Premium○Premium + seatbelt logic switch○Suspension○Suspension + seatbelt logic switch
2.11	Attachments	●No○Built-in sideshifter○External shifter○Fork positioner
2.13	Traction pin	●Yes
3.5	Front lamp	●LED
3.6	Rear lamp	●No○LED
3.7	Warning lamp	●Yes
3.8	Steering lamp	●Yes
3.9	Blue lamp	●No○2 front○1 rear○2 front + 1 rear
3.10	Area warning lamp	●No○Red, 1 left + 1 right
3.11	Rearview mirror	●1 rearview mirror○Add 1 on both sides
3.12	Buzzer	●Yes
3.17	OPS system	●Yes
3.23	Telematics	○No●Yes and not customized
4.3	Cabin	●No○Basic semi-cabin○Upgrade semi cabin○Full cabin
4.5	Joystick	●No○Yes and not customized
4.9	Heater	●No○Yes and not customized
Note: ● standard ○ option — NA		